

For people living with type 1 diabetes, ages 2 years and older

#1
Favourite
Pump¹

*2022 Patient Choice
Award U.S.*

Simplify Life[®] with diabetes

The Pod has a waterproof IP28 rating for up to 7.6 metres (25 feet) for up to 60 minutes. The Omnipod[®] 5 Controller is not waterproof. The Dexcom G6 sensor and transmitter are water-resistant and may be submerged under 2.4 metres (8 feet) of water for up to 24 hours without failure when properly installed.

¹Source: The Omnipod[®] 5 System was named 2022 Patient Choice Award Winner for preferred pump in the United States; Source: Seagrove Patient Perspectives Survey Report (304 Total Responses, 229 T1D, 75 T2D - 203 pumpers, 64 MDI, 37 on-MDI). Seagrove Partners, LLC Patient Perspectives Report, December 2022. Insulet data on file.

omnipod[®]
5
automated insulin
delivery system

MEET THE NEXT GENERATION,
Omnipod[®] 5



The first tubeless, automated insulin delivery system that integrates with Dexcom G6

Omnipod® 5 automatically adjusts insulin delivery to manage blood glucose levels, giving kids less of what they don't want and more of what they do.

No tubes.

No multiple daily injections.

Zero fingerpricks.*

All to help simplify every day with diabetes.

* Fingerpricks required for diabetes treatment decisions if symptoms or expectations do not match sensor readings.



3 simple parts

TO THE OMNIPOD 5 AUTOMATED
INSULIN DELIVERY SYSTEM



Screen image is an example, for illustrative purposes only.
Pod and Dexcom G6 shown without necessary adhesive.
Dexcom G6 sold separately and requires a separate prescription.



Omnipod 5 Controller

Take control of the system with the Omnipod 5 Controller. Monitor and control the Pod's operations using Bluetooth® wireless technology.



Pod

Tubeless, wearable, and waterproof† the Pod, with built-in SmartAdjust™ technology, sits right on your child's body and automatically adjusts insulin delivery for up to 3 days or 72 hours.



Dexcom G6 CGM

Continuously sends glucose values to the Pod, so you can get real-time data‡ without the fingerpricks.§ A separate prescription is required for the Dexcom G6 Continuous Glucose Monitor. The Dexcom G6 is sold separately and must be used with the Dexcom G6 app on a compatible smartphone. The Dexcom G6 receiver is not compatible with Omnipod 5.

† The Pod has an IP28 rating for up to 7.6 metres (25 feet) for 60 minutes. The Omnipod 5 Controller is not waterproof. The Dexcom G6 sensor and transmitter are water-resistant and may be submerged under 2.4 metres (8 feet) of water for up to 24 hours without failure when properly installed.

‡ Shah VN, et al. Diabetes Technol and Ther. 2018;20(6).

§ Fingerpricks required for diabetes treatment decisions if symptoms or expectations do not match readings. Pod and Dexcom G6 shown without necessary adhesive.

Letting kids

BE KIDS



The Pod has a waterproof IP28 rating for up to 7.6 metres (25 feet) for up to 60 minutes. The Omnipod® 5 Controller is not waterproof. The Dexcom G6 sensor and transmitter are water-resistant and may be submerged under 2.4 metres (8 feet) of water for up to 24 hours without failure when properly installed.

The wearable, wireless Pod makes it all so simple

Easily forgotten, but never left behind—the Pod has made Omnipod a concealable alternative to traditional pumps for years. And Omnipod 5 is no different, with each Pod providing up to 3 days, or 72 hours, of continuous, automated insulin delivery*.



Automatic

The Pod has built-in SmartAdjust™ technology—a predictive insulin control algorithm—to automatically increase, decrease, or pause insulin delivery.



Tubeless

Kids can jump, skip, cartwheel, and flip without tubes getting in the way.



Waterproof*

The Pod can be worn during bath time, pool time, or puddle-jumping time.



No multiple daily injections

With automatic insertion, never see or handle the insertion needle when using the Pod. It uses a small, built-in tube (cannula) for insulin delivery.

*Bolus for meals and corrections are still needed

A CONTINUOUS

Loop of control

Omnipod 5 and the Dexcom G6 CGM are in constant communication. This communication enables automated insulin delivery, helping to protect against highs and lows^{1,2} without manually controlling your child's insulin around the clock.

Bolusing for meals is still required. With Omnipod 5, this is done with the Omnipod 5 Controller.

Every 5 minutes:

- Dexcom G6 reports glucose levels to the Pod
- The Pod then increases, decreases, or pauses insulin delivery using SmartAdjust™ technology, a predictive insulin control algorithm
- The Dexcom G6 reports your glucose levels to the Pod every 5 minutes.

Get on Omnipod 5. Start now by visiting omnipod.com

1. Study in 240 people with T1D aged 6 - 70 years involving 2 weeks standard diabetes therapy followed by 3 months Omnipod 5 use in Automated Mode. Average time in Target Glucose range (from CGM) for standard therapy vs Omnipod 5 in adults/adolescents = 64.7% vs. 73.9% and children = 52.5% vs. 68.0%. Brown et al. Diabetes Care (2021).

2. Study in 80 people with T1D aged 2 - 5.9 yrs involving 2 weeks standard diabetes therapy followed by 3 months Omnipod 5 use in Automated Mode. Average time in Target Glucose range (from CGM) for standard therapy vs Omnipod 5 = 57.2% vs. 68.1%. SherrJL, et al. Diabetes Care (2022).



The Pod has a waterproof IP28 rating for up to 7.6 metres (25 feet) for up to 60 minutes. The Omnipod® 5 Controller is not waterproof. The Dexcom G6 sensor and transmitter are water-resistant and may be submerged under 2.4 metres (8 feet) of water for up to 24 hours without failure when properly installed.

SmartAdjust™ technology:

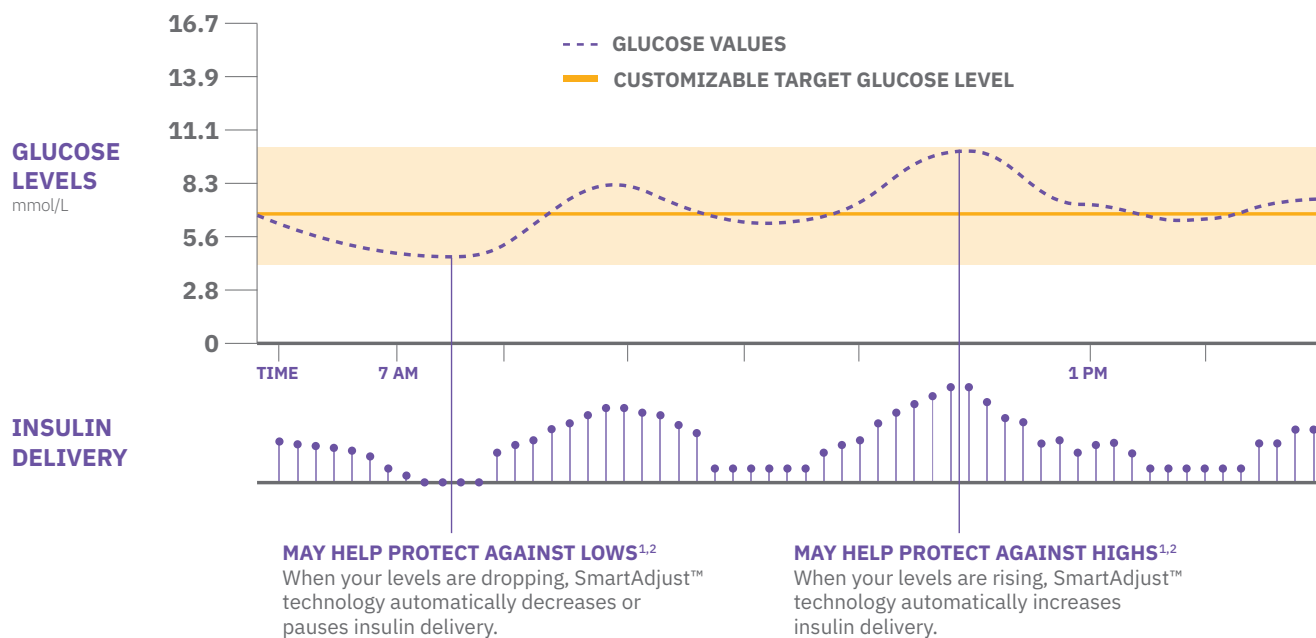
ALWAYS ADJUSTING,
SO YOU DON'T HAVE TO



SmartAdjust™ technology

is the brains behind the Omnipod 5 Automated Insulin Delivery System. Every 5 minutes, the system automatically **increases, decreases, or pauses** insulin delivery based on your child's needs, which may help to protect against highs and lows—even while sleeping.^{1,2} Bolusing for meals is still required. With Omnipod 5, this is done with the Controller.

How Omnipod 5 works



For illustrative purposes only.

1. Study in 240 people with T1D aged 6 - 70 years involving 2 weeks standard diabetes therapy followed by 3 months Omnipod 5 use in Automated Mode. Average time in Target Glucose range (from CGM) for standard therapy vs Omnipod 5 in adults/adolescents = 64.7% vs. 73.9% and children = 52.5% vs. 68.0%. Brown et al. Diabetes Care (2021).

2. Study in 80 people with T1D aged 2 - 5.9 yrs involving 2 weeks standard diabetes therapy followed by 3 months Omnipod 5 use in Automated Mode. Average time in Target Glucose range (from CGM) for standard therapy vs Omnipod 5 = 57.2% vs. 68.1%. SherrJL, et al. Diabetes Care (2022).



Take control

WITH THE OMNIPOD 5 CONTROLLER



Now, you can monitor and control the Omnipod 5 System from the Controller.

- Give mealtime insulin with the SmartBolus Calculator
- Enable Activity feature
- See your child's glucose trends, insulin and daily carb summaries.

Get set for activity & mealtime with a few taps



Activity feature

Enable the Activity feature* to reduce insulin delivery when glucose typically goes low, like when exercising.



SmartBolus Calculator

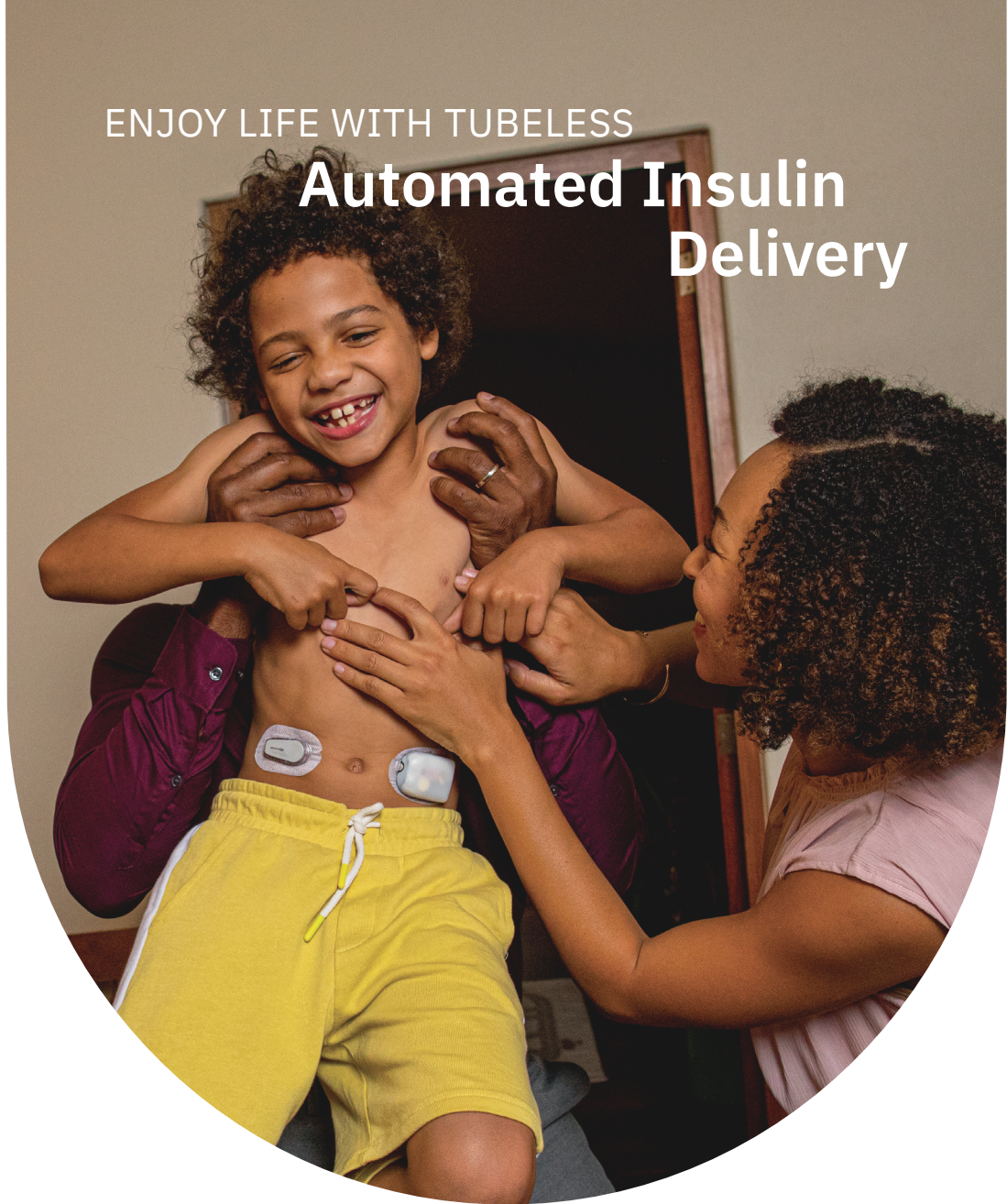
The only built-in bolus calculator that automatically incorporates your child's CGM value and trends, so you don't have to.

*Activity feature sets target at 8.3mmol/L and reduces insulin delivery.



ENJOY LIFE WITH TUBELESS

Automated Insulin Delivery



The first of its kind with Dexcom G6

Omnipod 5 is the first wearable, tubeless, waterproof* hybrid closed loop system integrated with Dexcom G6. Until now, choosing the freedom of AID also meant going for a traditional, tubed insulin pump. Choosing multiple daily injections or pens may have meant less freedom and more hassles.

The Omnipod 5 advantage

	Omnipod 5
Automated insulin delivery	✓
No daily injections	✓
Tubeless & waterproof*	✓
Wearable	✓

*The Pod has a waterproof IP28 rating for up to 7.6 metres (25 feet) for up to 60 minutes. The Omnipod® 5 Controller is not waterproof. The Dexcom G6 sensor and transmitter are water-resistant and may be submerged under 2.4 metres (8 feet) of water for up to 24 hours without failure when properly installed.

For more information please check omnipod.com



LET THEM LIVE LIFE
to the full

The Pod has a waterproof IP28 rating for up to 7.6 metres (25 feet) for up to 60 minutes. The Omnipod® 5 Controller is not waterproof.
The Dexcom G6 sensor and transmitter are water-resistant and may be submerged under 2.4 metres (8 feet) of water for up to 24 hours without failure when properly installed.

Pod life: 3 easy steps, every 3 days




1. FILL IT UP

The Pod contains a 200-unit insulin reservoir. Once filled, it automatically primes itself and performs a series of safety checks.



2. PLACE IT ON

Place the Pod almost anywhere you would give your child an insulin injection. The cannula (a small tube) inserts automatically.



3. TAP IT OUT

Use the Controller to control the Omnipod 5 System with just a few finger taps on the touchscreen.



1 Pod Replaces UP TO 14 INJECTIONS



14 injections/3 days based on individuals on MDI taking ≥ 3 bolus and 1-2 basal injections/day multiplied by 3 days.[†] Pod shown without the necessary adhesive.

For automated insulin delivery, the Dexcom G6 is required. The Dexcom G6 is sold separately and must be used with the Dexcom G6 mobile app. The Dexcom G6 receiver is not compatible.

[†]Chiang et al. Diabetes Care. 2014;37:2034-2054

Get on Omnipod 5. Start now by visiting omnipod.com

CHECK OUT THE Apps



Try the Simulator App to get the experience of using the Omnipod 5 Controller from your smartphone



Glooko®

Review your diabetes patterns with the Glooko® Mobile App to understand your glucose trends[†], and share it all with your care team. You will need to link your Omnipod 5 System data with Glooko® account.

- **Sync** all your diabetes devices to see all of your data in one place
- **Share** your data directly with your health care providers
- **See** and identify trends and patterns



[†] Must be connected to WiFi or cellular data, and Omnipod 5 users must have WiFi or cellular data access to receive updates in Glooko.



Freedom to Choose, Flexibility to Change

New to pump therapy? Or deciding which pump to go onto next?
At Insulet, we believe in freedom from tubes and freedom of choice.

We believe those who have been deemed eligible for pump therapy
should have the freedom to choose and flexibility to change insulin
delivery devices, with no "lock-in" periods.

That's why we strive to take steps to facilitate flexibility and reduce
'lock-in' periods on Insulet's Pod Therapy technology.

The actual steps we take may vary by location, so our Omnipod®
Specialist Team are here to provide an overview of how we do this*.

**Speak to your healthcare professional about what insulin
therapy options may be the most suitable, based on clinical
and lifestyle needs.**



“

The Omnipod 5 has definitely allowed me to focus more on life and less on type 1 diabetes.

GRACIE B.
Podder

”

“

I tried my first demo Pod at a lake. None of my friends even noticed.

KATIE R.
Podder since 2015

”

“

As a mom, I really feel like Omnipod has lessened my day-to-day worry.

MAIRE K.
Mom of Podder, Biren

”

“

Omnipod allows us to focus more on his childhood than his diabetes.

RACHEL C.
Mom of Podder, Frankie

”

Get on Omnipod 5. Start now by visiting omnipod.com

Simplify

GETTING STARTED



We're here to support you

Whether you're looking to make the switch to the Omnipod 5 Automated Insulin Delivery System or just looking for more information, the next step is simple:

- Visit omnipod.com to check for more information
- Contact our Omnipod Specialist Team who can help answer your questions on 0800 011 6132, option 4

We'll do our part to make your life easier.



GET STARTED ON
Omnipod 5

Pod shown without the necessary adhesive.

Indications for use

The Omnipod® 5 Automated Insulin Delivery System is indicated for use by individuals with Type 1 diabetes mellitus in persons 2 years of age and older. The Omnipod 5 System is intended for single patient, home use and requires a prescription and/or ongoing supervision of a qualified healthcare provider.

The Omnipod 5 Insulin Pump (Pod) is intended for the subcutaneous delivery of insulin, at set and variable rates, for the management of diabetes mellitus in persons requiring insulin. The Omnipod 5 Pod is able to reliably and securely communicate with compatible, digitally connected devices, including automated insulin dosing software, to receive, execute, and confirm commands from these devices.

SmartAdjust™ technology is intended for use with compatible integrated continuous glucose monitors (iCGMs) and The Omnipod 5 Pod to automatically increase, decrease, and pause delivery of insulin based on current and predicted glucose values.

The Omnipod 5 SmartBolus Calculator is intended to calculate a suggested bolus dose based on user-entered carbohydrates, most recent sensor glucose value (or blood glucose reading if using fingerstick), rate of change of the sensor glucose (if applicable), insulin on board (IOB), and programmable correction factor, insulin to carbohydrate ratio, and target glucose value.

The Omnipod 5 System is NOT recommended for people who:

- are unable to monitor glucose as recommended by their healthcare provider
- are unable to maintain contact with their healthcare provider
- are unable to use the Omnipod 5 System according to instructions
- are taking hydroxyurea as it could lead to falsely elevated CGM values and result in over-delivery of insulin that can lead to severe hypoglycemia
- do NOT have adequate hearing and/or vision to allow recognition of all functions of the Omnipod 5 System, including alerts, alarms, and reminders

Device components including the Pod, CGM transmitter, and CGM sensor must be removed before Magnetic Resonance Imaging (MRI), Computed Tomography (CT) scan, or diathermy treatment. In addition, the Controller and smartphone should be placed outside of the procedure room. Exposure to MRI, CT, or diathermy treatment can damage the components.

Warning: SmartAdjust™ technology should NOT be used by anyone under the age of 2 years old. SmartAdjust™ technology should also NOT be used in people who require less than 5 units of insulin per day as the safety of the technology has not been evaluated in this population.

Compatible insulins

The Omnipod 5 System is compatible with the following U-100 insulins: NovoLog®/Novorapid®, Humalog®, and Admelog®/Insulin lispro Sanofi®.



THE FIRST
**Tubeless
Automated**
INSULIN DELIVERY SYSTEM
INTEGRATED WITH DEXCOM G6



For more information check
omnipod.com/omnipod5resources



Customer Care: 0800 011 6132

Insulet Netherlands BV Stadsplateau 7, 3521 AZ Utrecht, Netherlands

©2023 Insulet Corporation. Omnipod, the Omnipod logo, and SmartAdjust™ are trademarks or registered trademarks of Insulet Corporation. All rights reserved. Glooko is a trademark of Glooko, Inc. and used with permission. Dexcom and Dexcom G6 are registered trademarks of Dexcom, Inc. and used with permission. The Bluetooth® word mark and logos are registered trademarks owned by the Bluetooth SIG, Inc. and any use of such marks by Insulet Corporation is under license. All other trademarks are the property of their respective owners. The use of third party trademarks does not constitute an endorsement or imply a relationship or other affiliation. Insulet International Ltd, 5th Floor, 1 King Street, Hammersmith, London W6 9HR, United Kingdom. INS-OHS-04-2023-00028 V1.0