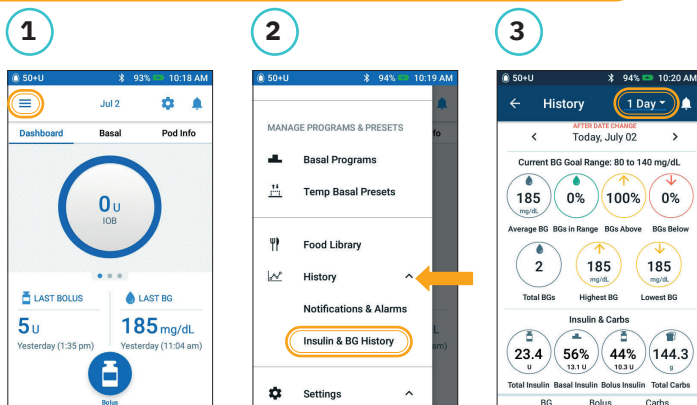


HCP Quick Glance Guide



How to View Insulin and BG History



1 Tap menu icon on the home screen.

2 Tap "History" to expand list. Tap "Insulin & BG History".

3 Tap the day drop-down arrow to view "1 day" or "Multiple days". Swipe up to see the details section.

DID YOU KNOW?

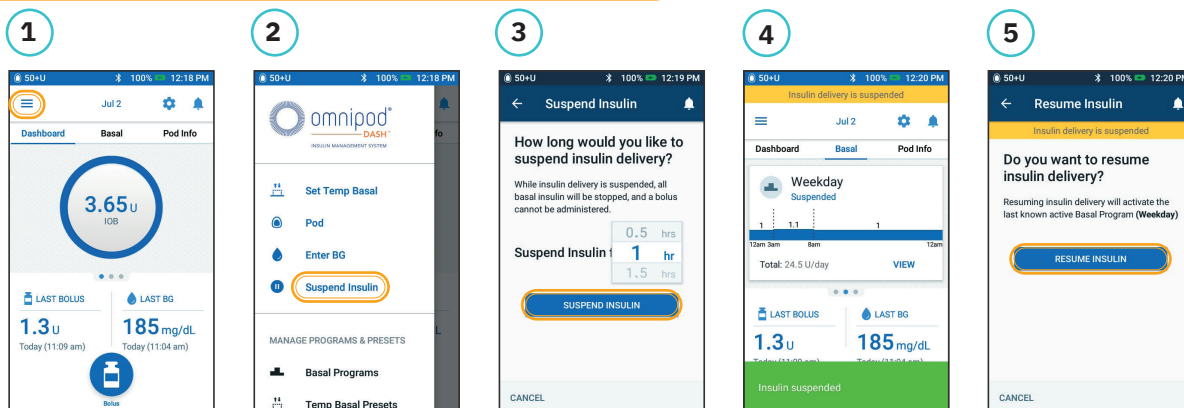
The icon displayed with a bolus entry indicates whether the Bolus Calculator was used.

- Bolus Calculator was enabled.
- Bolus Calculator was disabled/off.

Tap a row with a bolus entry to view additional bolus details.

- View whether the Bolus Calculator was used or if it was a Manual Bolus.
- Tap "View Bolus Calculations" to show whether a manual adjustment was made.

Suspend and Resume Insulin Delivery



1 Tap menu icon on the home screen.

2 Tap "Suspend Insulin".

3 Scroll to desired duration of insulin suspension. Tap "SUSPEND INSULIN". Tap "Yes" to confirm to stop insulin delivery.

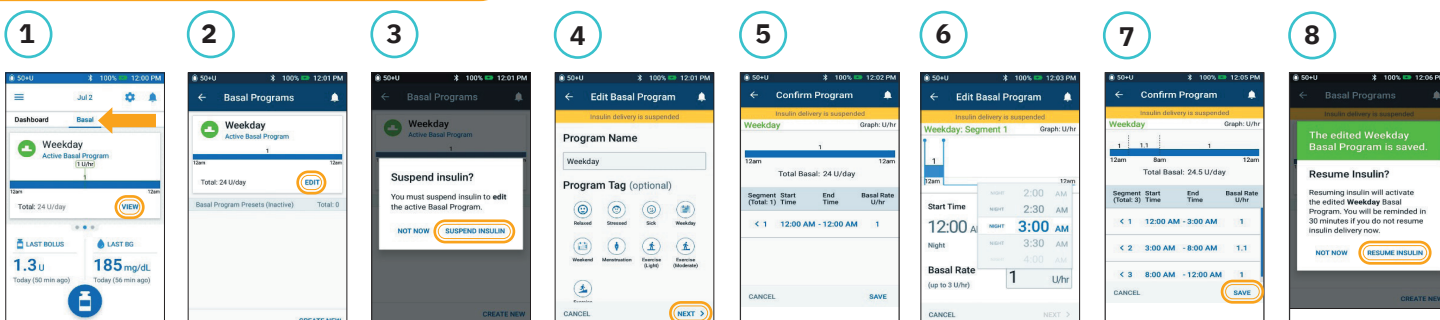
4 The home screen displays a yellow banner stating insulin is suspended.

5 Tap "RESUME INSULIN" to start insulin delivery.

DID YOU KNOW?

- Insulin does not automatically resume at the end of the suspension period. It must be manually resumed.
- Suspend can be programmed for 0.5 hours to 2 hours.
- The Pod beeps every 15 minutes throughout the suspension period.
- Temp basal rates or extended boluses are canceled when insulin delivery suspends.

How to Edit a Basal System



1 Tap "Basal" on the home screen. Tap "VIEW".

2 Tap "EDIT" on the basal program to change.

3 Tap "SUSPEND INSULIN" if changing the active basal program.

4 Tap to edit program name & tag, or tap "NEXT" to edit basal time segments & rates.

5 Tap on the segment to edit.

6 Edit time and basal rates for the 24-hour period.

7 Tap "SAVE" once complete.

8 Tap "RESUME INSULIN".

Omnipod DASH[®] Insulin Management System

HCP Quick Glance Guide



How to Edit IC Ratio and Correction Factor

- Tap menu icon on the home screen.
- Tap **"Settings"** to expand list.
Tap **"Bolus"**.
- Tap on **"Insulin to Carb Ratio"** or **"Correction Factor"**.
- Tap on segment you want to edit.
Edit time segment and/or amount.
Tap **"NEXT"** to add more segments as needed.
Tap **"SAVE"**.

DID YOU KNOW?

- Follow the steps above to adjust Target BG & Correct Above values.
- Adjust Min BG for Calcs, Reverse Correction, and Duration of Insulin Action by navigating to Setting > Bolus.
- IC Ratios can be programmed in 0.1 g carb/U increments.

How to Create Additional Basal Programs

- Tap **"Basal"** on the home screen.
Tap **"VIEW"**.
- Tap **"CREATE NEW"**.
- Rename the program or keep the default name.
Example: **"Weekend"**.
Tap to choose a program tag.
Tap **"NEXT"**.
- Edit End Time and Basal Rate.
Tap **"NEXT"**.
Continue to add segments for the entire 24 hours.
Tap **"NEXT"** to continue.
- Tap **"CONTINUE"** to review the time segments and basal rates.
- Review the new basal program.
Tap **"SAVE"** if correct.
- Choose to activate the new basal program now or later.
- Tap the Options icon in Basal Programs to activate, edit, or delete the different programs.

PDM Screen images for illustrative purposes only and should not be considered suggestions for user settings. Consult your healthcare provider for personalized settings.

Refer to the Omnipod DASH[®] Insulin Management System user guide for complete information on how to use the Omnipod DASH[®] System, and for all related warnings and cautions. The Omnipod DASH[®] Insulin Management System user guide is available online at www.myomnipod.com or by calling customer care (24 hours/7 days), at 800-591-3455. This HCP Quick Glance Guide is for personal diabetes manager model PDM-USA1-D001-MG-USA1. The personal diabetes manager model is written on the back cover of each personal diabetes manager.

© 2020 Insulet Corporation. Omnipod, the Omnipod logo, DASH, and the DASH logo are trademarks or registered trademarks of Insulet Corporation in the United States of America and other various jurisdictions. All rights reserved. The Bluetooth[®] word mark and logos are registered trademarks owned by the Bluetooth sig, inc. and any use of such marks by Insulet Corporation is under license. INS-ODS-08-2020-00081 V 1.0

Insulet Corporation
100 Nagog Park, Acton, MA 01720
800-591-3455 • omnipod.com